

# Club Notes:



October 2011



It's hard to believe that the end of September is already here. We have put away the shorts and capri pants and gotten out the blue jeans and sweaters. This morning, my daughter left for school dressed in shorts and a heavy fleece jacket. It was 55 degrees at the time, but the forecast is for the highs to reach 81 degrees by mid-afternoon. My good friend, Kim, has added driving my daughter to school each morn-

ing and then coming back to pick me up (and Harvey, the schnauzer) for work at Sweet Dreams Quilt Studio. Since I had C5-C7 in my neck fused on September 15th, I find that I have restrictions, less energy, more pain that anticipated.....but I also have complete use of my right hand and arm, so the surgery was a success. Seems like recovery was much easier....about 20 years ago! I will soon be back at the quilting, myself!


The squirrels are done with the annual hickory nut massive harvest at the Sweet Dreams Quilt Studio. The leaves are changing colors, and we're seeing those fall colors reflected in the quilts, too. Next weekend, most of my family and Kim's will be at the Hartsburg Pumpkin Festival, where music, craft items, pumpkins, gourds, and good food are rampant!


Enjoy the good weather while it lasts, grab a caramel apple and some cider! Yummmmm.

Kim & Janet

The Sapphire Contessa contains 138 patterns, including 33 panos, a retail value of \$1545.00

Thanksgiving Mantel Quilt






**Pattern: bamboo pano 003**

Archive: Sapphire Contessa




**Pattern: baseball fun 012**

Archive: Sapphire Contessa



**Pattern: bear paw pano 001**

Archive: Sapphire Contessa




**Pattern: birthday ribbons pano**

Archive: Sapphire Contessa




**Pattern: butterfly pano 001**

Archive: Sapphire Contessa




**Pattern: caldron pano 001**

Archive: Sapphire Contessa



**Pattern: celtic knot 4 pano**

Archive: Sapphire Contessa



**Pattern: chicago stars pano 001**

Archive: Sapphire Contessa



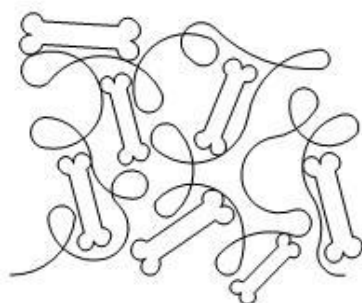
**Pattern: christmas 2010 pano 002**

Archive: Sapphire Contessa



**Pattern: deer in the trees 2 spec**

Archive: Sapphire Contessa




**Pattern: dog bone pano 003**

Archive: Sapphire Contessa



**Pattern: falling leaves pano 001**

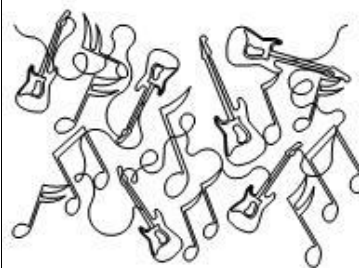
Archive: Sapphire Contessa




Pattern: go packers  
Archive: Sapphire Contessa




Pattern: grumpy beetle  
Archive: Sapphire Contessa



Pattern: guitar 3 pano  
Archive: Sapphire Contessa




Pattern: hearts and loops special  
Archive: Sapphire Contessa



Pattern: jacob pano 001  
Archive: Sapphire Contessa



Pattern: jacobean pano 001 sq  
Archive: Sapphire Contessa



Pattern: jett pano  
Archive: Sapphire Contessa




Pattern: loves me great grandma  
Archive: Sapphire Contessa




Pattern: loves me great grandpa  
Archive: Sapphire Contessa



Pattern: luke pano 001  
Archive: Sapphire Contessa




Pattern: piper plane pano  
Archive: Sapphire Contessa




Pattern: plane pano 003  
Archive: Sapphire Contessa

# Panos Con't.



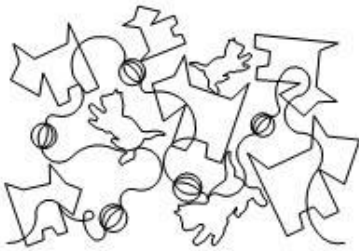
Pattern: ribbon of taffy  
Archive: Sapphire Contessa




Pattern: roller coaster pano 001  
Archive: Sapphire Contessa



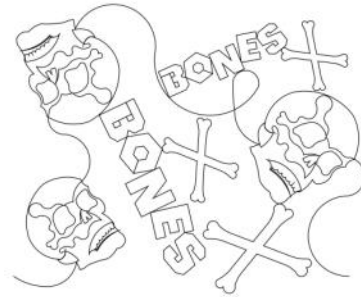
Pattern: rudy pano  
Archive: Sapphire Contessa



Pattern: scotty dog pano 3  
Archive: Sapphire Contessa




Pattern: shamoos pano sq  
Archive: Sapphire Contessa



Pattern: skull and bones pano 001  
Archive: Sapphire Contessa



Pattern: sports sparkle pano 001  
Archive: Sapphire Contessa



Pattern: western pano 003  
Archive: Sapphire Contessa




Pattern: wild hog pano 001  
Archive: Sapphire Contessa

## S.U.G.A.R. Conference 2012


For the Statler Users in the Crown Jewels Club, we are pleased to announce that the Sugar Conference 2012 will be June 10 –13, 2010 at the Holiday Inn Select in Columbia, MO. The Hotel has opened the block of rooms for registration: [Click Here](#) to go directly to their reservations page online. We also know that the conference fee will be \$425/per attendee, but conference reservations will not be available until November 2011.


# Six New Border & Border Corner Sets




# Celtic Knot 4 Pano

Set this edge to edge design up  
as an alternating pano






Dalan's Block 001




**Hunter Star P2P 002**






# **Lacey Bear Paw**




# Log Cabin Feather Curls 003



# South West Blocks

(straight set shown above)



# Umbrella Block

## 001 & 002



## Things to include when requesting a special pattern:

One of the perks of being a Crown Jewels Club member is that whole *Having a Designer in your Pocket* concept. Before you send us an email, take a moment or two to think through what you need. Do you need an e2e pattern or a block pattern. If you need a block pattern, what size block is it for? We realize that with a computerized system, you can resize the pattern to fit your block, but if a pattern has a great deal of detail and was designed for an 18" block, you aren't going to be pleased with it stitched out in a 9" block.

If you want a block, do you also need a triangle, sash, border and border corner?

How dense do you want your e2e pattern to be? Do you want sophisticated or whimsical: for an adult or for a child? When do you *need* it? Try not to wait until you've loaded the quilt to request a new design. The more information you provide us when you make your request the better. If you can, send along photos of the quilt blocks, fabrics, each with a measuring tape in the photo so we can see the scale and proportions of the block piecing.

**Statler Users:** If you'd like us to help you select patterns for your quilt, it really helps us if you'll use Creative Studio and either use the boundary tools or draw sewable p2p line and draw out a block or two. Tell us the height of the borders, etc. We'll do our best to help you. You may already have some of the patterns we choose, or you might need to buy them....or Kim might need to design something. It's kind of like fixing dinner for your family. If somebody would just answer that "what do you want for dinner" question, the cook would be much happier. After all....she's got quilts waiting for her! And then, we also love it when you send us photos of the quilt when you're done! If you don't have a Statler, just give us as much information as possible, and we'll help you, too!

JOIN US ON

**facebook**  
CLICK HERE

**Statler Owners: S.U.G.A.R. (Statler Users Group And Representatives) 2012 Conference is scheduled for June 10—13, 2012 and it will be in Columbia, Missouri. Save the date and watch for more information .....**

<http://www.sugarconference.com>

# October Longarm Tip:

- When you're creating your longarm quilting schedule, don't forget to schedule yourself some time, too.
- When you're approached about quilting for charity, remember that you cannot support everybody's favorite charity. Set aside a certain number of "charity slots" per week, month, year, whatever suits you. Most quilters have to quilt the "for hire" quilts in order to support the "for free" quilts.
- Also, when you quilt for "charity" remember to do a good job. You don't want your name out there associated with shoddy work. Do it well.....or don't do it.

## Favorite Longarm Supplies Vendors:

We've had many questions from new longarm quilters about the best places to buy their supplies. So, we thought we'd provide a list of our favorite vendors. This is not an exclusive list....you may already have other vendors who take care of your longarm supply needs...and we're not trying to convert anybody.

**Superior Thread:** I buy King Tut Thread in the 2000 yard cones, although they have poly thread as well. They sell wholesale only, so you'll need your sales tax certificate to set up an account. They have an amazing selection of thread. They have fabulous customer service and an easy online account set up process. They also ship internationally!  
<http://www.superiorthreads.com>

**Kingsmen Longarm Quilting Supply:** They sell Hobbs batting, Signature cotton, and A&E Perma Core thread, plus the Quick Zip system, oil for your longarm, bobbins, machine parts, etc. They don't have a minimum order for anything, and they sell retail (at wholesale prices). These people are top notch people to work with!  
<http://www.kmquiltingsupply.com>

**Checker Distributing:** Wholesale Only.....I have rarely looked in vain for anything quilt related on their site. Shopping for supplies can be addicting! Shipping is charged on large items, but not on items such as pins, needles, thread, books, scissors, or most other notions. They do charge shipping on bolts of fabric, luggage, cutting mats, Ott Lights, etc.  
<http://www.checkerdist.com>

**Quilter's Dream Batting:** I have pretty much stopped purchasing rolls of batting. I find it easier to maintain an accurate inventory of batting, and it stores well. Unlike some packaged batting, I don't find that the QD batting is distorted, and so it doesn't require a trip through my dryer before I can use it. Some of my best friends who also have longarm quilting businesses stock packaged batting as well as batting on a roll. We agree that these people are easy to work with! <http://www.quiltersdreambatting.com>

**Quilted Memories:** This Hobbs Batting distributor is only a quick phone call away. She ships UPS or Fed Ex. UPS costs a bit more, but since they'll put my packages inside my garage rather than leaving it out on my front porch, I don't mind that extra cost. This lady (Lyn Heilman) makes it happen! When I find myself in a batting crunch, she's there for me! Just gotta love that! (Plus she provided all the classroom batting for the SUGAR 2010 Conference this past summer). <http://www.quiltedmemoriesllc.com>

**Virginia Longarm:** I buy the dress bag and the 3-sided zipper totes to deliver my quilts to customer. They bring their next quilt to me in their bag. When I arrive at our guild meetings, laden with my purple bags, people say it looks like Christmas. Their quilts stay clean and it adds a little extra class and professionalism to my business.  
<http://www.virginialongarm.com> or call toll free at 855-566-4276.